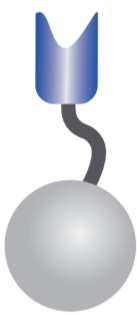


Meet ChromoTek, Nanobodies based tools for Immunoprecipitation, ChIP, MS & Imaging

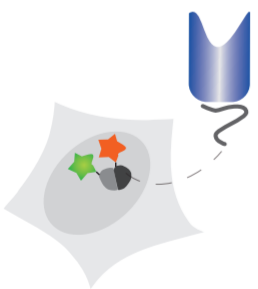
Date: May 29th at 14:30-17:00

Venue: Department of Biochemistry and Biophysics,
near the kitchen at floor 4

**Unparalleled
Immunoprecipitation**
▶ Nano-Traps



**Protein interactions
in live cells**
▶ F2H[®]-Assays



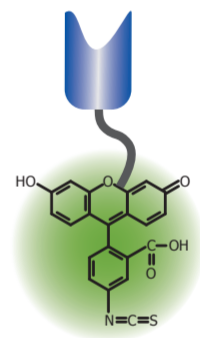
single domain
antibody fragment
of 15 kDa



Alpaca

Heavy chain
antibody

**Super resolution
microscopy dyes**
▶ Nano-Boosters



**Visualize endogenous
targets in live cells**
▶ Chromobodies[®]



ChromoTek is the pioneer of protein-protein interactions, who has brought fluorescent proteins from cell biology as protein tags into biochemistry laboratories. Today, particularly the ChromoTek GFP-Trap is frequently used for additional applications beyond pulldowns, because of its outstanding binding of GFP-fusions.